

Consolidated Income Statement

million €	1Q2016	1Q2015	Var %
Gross Advertising Revenues	222,23	216,54	2,6%
Mediaset España's Media	215,42	204,62	5,3%
Third Party Media	6,81	11,92	-42,9%
Commission	-8,18	-8,82	-7,3%
Net Advertising revenues	214,05	207,72	3,0%
Other Revenues	16,69	12,97	28,7%
Total Net Revenues	230,74	220,68	4,6%
Personnel	-24,80	-25,88	-4,2%
TV Rights Amortisation	-45,88	-37,51	22,3%
Other Operating Costs	-89,29	-110,61	-19,3%
Total Costs	-159,98	-174,00	-8,1%
EBITDA	70,77	46,68	51,6%
Amortizations & Depreciations	-3,20	-2,57	24,7%
PPA Amortizations	-2,00	-2,00	0,0%
EBIT	65,56	42,11	55,7%
Equity Consolidated Results	-0,80	4,97	-
Financial results	-0,55	0,56	-
EBT	64,22	47,64	34,8%
Income Taxes	-14,16	-11,31	25,2%
Minority Interest	0,08	0,05	55,2%
NET PROFIT	50,13	36,38	37,8%

Consolidated Balance Sheet

million €	31-03-2016	31-12-2015
Tangible assets	578,32	581,11
Financial	318,21	317,82
Non Financial	260,11	263,29
Audiovisual Rights and Pre-payments	258,83	201,24
TV, Third Party Rights	220,70	163,82
TV, Spanish Fiction Rights	25,55	22,80
Co-production / distribution	12,57	14,62
Pre-paid taxes	125,57	134,51
TOTAL NON-CURRENT ASSETS	962,71	916,86
Current assets	222,06	257,74
Financial investments and cash	187,23	211,55
TOTAL CURRENT ASSETS	409,29	469,29
TOTAL ASSETS	1.372,00	1.386,15
SHAREHOLDERS' EQUITY	1.029,17	1.069,90
Non-current provisions	10,81	10,39
Non-current payables	9,38	8,48
Non-current financial liabilities	17,84	7,54
TOTAL NON-CURRENT LIABILITIES	38,03	26,41
Current payables	303,53	278,22
Current financial liabilities	1,27	11,61
TOTAL CURRENT LIABILITIES	304,80	289,84
TOTAL LIABILITIES	1.372,00	1.386,15

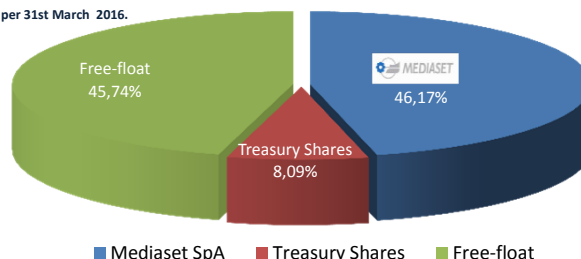
EPS & Margins

ajd. EBITDA margin	30,7%	21,2%
EBIT margin	28,4%	19,1%
Net Profit margin	21,7%	16,5%
EPS (€)*	0,149 €	0,099 €

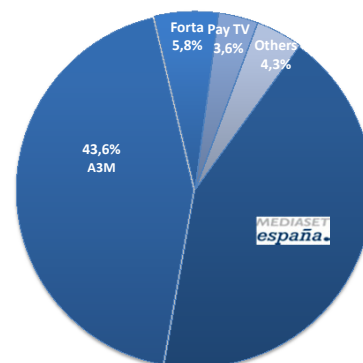
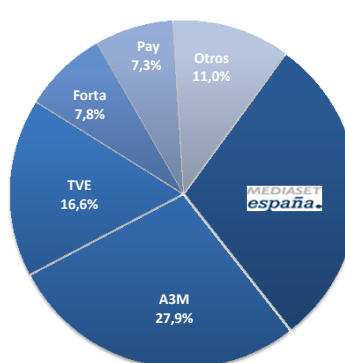
* Excluding treasury shares at 31st March

Shareholders Structure *

* as per 31st March 2016.


Cash Flow & Net Financial Position

million €	1Q2016	1Q2015
Operating Free Cash Flow	67,64	49,60
Net Financial Position	168,13	299,59

24H AUDIENCE SHARE
TV ADVERTISING MARKET

Net Investments

million €	1Q2016	1Q2015
TV Rights Non-Fiction	89,18	71,53
TV Rights - Fiction	13,50	11,33
Co-production	1,30	0,41
Tangible	1,31	0,66
Total	105,29	83,93