

**Consolidated Income Statement**

million €	FY2015	FY2014	Var %
Gross Advertising Revenues	<b>933,28</b>	<b>889,20</b>	5,0%
Mediaset España's Media	885,54	850,94	4,1%
Third Party Media	47,74	38,25	24,8%
Discounts	-35,30	-33,51	5,3%
Net Advertising revenues	<b>897,97</b>	<b>855,68</b>	4,9%
Other Revenues	73,96	76,40	-3,2%
<b>Total Net Revenues</b>	<b>971,93</b>	<b>932,09</b>	<b>4,3%</b>
TV Rights Amortisation	-205,16	-199,22	3,0%
Personnel	-105,04	-106,19	-1,1%
Other Operating Costs	-439,06	-462,81	-5,1%
<b>Total Costs</b>	<b>-749,26</b>	<b>-768,22</b>	<b>-2,5%</b>
<b>EBITDA</b>	<b>222,67</b>	<b>163,87</b>	<b>35,9%</b>
Amortizations & Depreciations	-9,49	-11,12	-14,7%
PPA Amortizations	-8,00	-8,00	-
<b>EBIT</b>	<b>205,18</b>	<b>144,75</b>	<b>41,7%</b>
Equity Consolidated Results	13,90	-59,19	-
Financial results	0,06	-0,01	-
<b>EBT</b>	<b>219,14</b>	<b>85,55</b>	<b>-</b>
Income Taxes	-53,19	-29,99	-
Minority Interest	0,21	3,93	-
<b>NET PROFIT</b>	<b>166,17</b>	<b>59,49</b>	<b>2,8x</b>

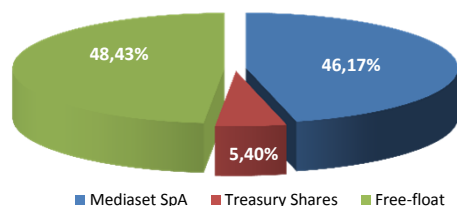
**Consolidated Balance Sheet**

million €	31-12-2015	31-12-2014
<b>Fixed assets</b>	<b>581,11</b>	<b>569,55</b>
Financial	317,82	303,61
Non Financial	263,29	265,94
<b>Audiovisual Rights and Pre-payments</b>	<b>201,24</b>	<b>228,64</b>
TV, Third Party Rights	163,82	182,49
TV, Spanish Fiction Rights	22,80	25,74
Co-production / distribution	14,62	20,41
<b>Pre-paid taxes</b>	<b>134,51</b>	<b>164,78</b>
<b>TOTAL NON-CURRENT ASSETS</b>	<b>916,86</b>	<b>962,97</b>
Current assets	257,74	246,36
Financial investments and cash	211,55	277,09
<b>TOTAL CURRENT ASSETS</b>	<b>469,29</b>	<b>523,45</b>
<b>TOTAL ASSETS</b>	<b>1.386,15</b>	<b>1.486,42</b>
<b>SHAREHOLDERS' EQUITY</b>	<b>1.069,90</b>	<b>1.189,41</b>
Non-current provisions	10,39	9,68
Non-current payables	8,48	10,43
Non-current financial liabilities	7,54	11,15
<b>TOTAL NON-CURRENT LIABILITIES</b>	<b>26,41</b>	<b>31,26</b>
Current payables	278,22	265,51
Current financial liabilities	11,61	0,24
<b>TOTAL CURRENT LIABILITIES</b>	<b>289,84</b>	<b>265,75</b>
<b>TOTAL LIABILITIES</b>	<b>1.386,15</b>	<b>1.486,42</b>

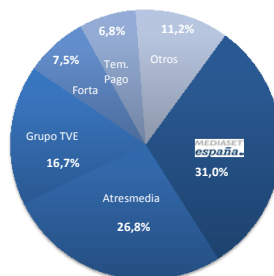
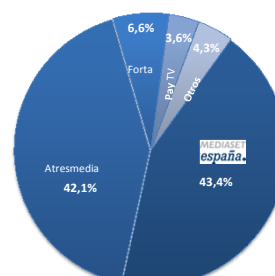
**EPS & Margins**

EBITDA adj. margin	22,9%	17,6%
EBIT margin	21,1%	15,5%
Net Profit margin	17,1%	6,4%
EPS (€)*	0,480 €	0,162 €

\* Excluding treasury shares at 31st december

**Shareholders Structure as at 31/12/2015**

**Cash Flow & Net Financial Position**

million €	FY2015	FY2014
<b>Operating Free Cash Flow</b>	<b>218,68</b>	<b>144,67</b>
<b>Net Financial Position</b>	<b>192,41</b>	<b>265,71</b>

**24H AUDIENCE SHARE**

**TV ADVERTISING MARKET**

**Net Investments**

million €	FY2015	FY2014
TV Rights Non-Fiction	124,23	122,62
TV Rights - Fiction	44,60	56,70
Co-production	9,37	15,82
Tangible	15,04	8,18

**LIQUIDITY RATIO**

Liquidity Ratio 2015 : 162 %

